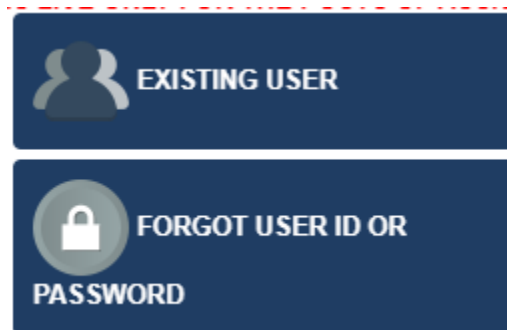




Steps to Download the hall ticket

1. Click on EXISTING USER to login into the portal, If you have Forgot User ID or Password then select other button



2. After Login, basic details will be displayed.
Click on the appropriate post and print the hall ticket.

USER ID:

CANDIDATE NAME

POST NAME	PRINT ADMIT CARD
ASSISTANT	<input type="button" value="For Assistant"/>

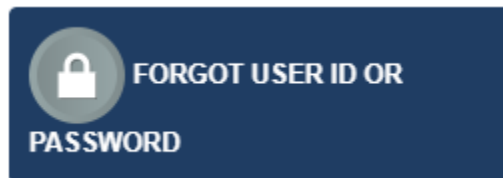
POST NAME	PRINT ADMIT CARD
ASSISTANT	<input type="button" value="For Assistant"/>



Steps to follow in case of Forgot User ID or Password

1. If you have Forgot User ID or Password then click on FORGOT USER ID OR PASSWORD on the main page

Note: Your Password is your Date Of Birth in YYYYDDMM format.



Insert your registered mobile number or registered email id and click on submit. Credentials will be sent to your mobile or on your email id

FORGET CREDENTIALS

MOBILE NO.

OR

EMAIL ID.

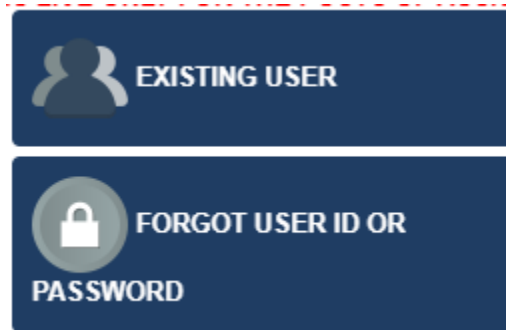
SUMBIT

EXIT



Steps to Update Category for SEBC Candidates

1. Click on EXISTING USER to login into the portal, If you have Forgot User ID or Password then select other button



2. After Login, Basic details and post applied details will be displayed

BASIC DETAILS
EXAM NAME : MIDC RECRUITMENT EXAMINATION 2019

PERSONAL INFORMATION

NAME:				
FATHER NAME:				
DATE OF BIRTH:				
CATEGORY:		SEBC		

POST APPLIED DETAILS

SR. NO.	POST NAME
1	ASSISTANT
2	CLERK TYPIST
3	JUNIOR ENGINEER (E&M)

To update category, Kindly select the appropriate option from Change of Category .

CATEGORY UPDATE	
CHANGE OF CATEGORY:	SELECT <input type="button" value="v"/>
<input type="button" value="Submit"/>	<input type="button" value="EXIT"/>

Select General or or EWS and click on submit.

CATEGORY UPDATE	
CHANGE OF CATEGORY:	GENERAL <input type="button" value="v"/>
<input type="button" value="Submit"/>	<input type="button" value="EXIT"/>

After Submitting, click on the appropriate post and print the hall ticket.

POST NAME	PRINT ADMIT CARD
ASSISTANT	<input type="button" value="For Assistant"/>